

SOLAR MODULE EGE-300-315M-60-FULL BLACK MONOCRYSTALLINE MODULE

300-315 W / 60 Cells / 5 Bus bars



Eco Green Energy's modules are only made of grade A solar cells with a very high efficiency and ensured more than 25 years lifespan.

KEY FEATURES




5 bus bars cells, with efficiency up to 22.8%



IP65 or IP67 junction box for long term weather endurance



High quality aluminum frame, resisting load up to 5400 Pa and wind pressure up to 2400 Pa



High transmissivity, low-iron tempered glass



High performance in low-light environment



Double EL test before and after lamination



OUTPUT POWER WARRANTY



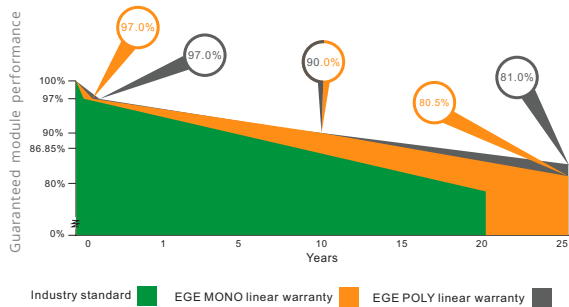
PRODUCT WARRANTY

CERTIFICATES

IEC 61215 / IEC 61730 / CE
ISO 9001:2015

LINEAR PERFORMANCE WARRANTY

10-Year Product Warranty · 25-Year Linear Power Warranty



ELECTRICAL DATA AT STC*

Power output (Pmax)	300 W	305 W	310 W	315 W
Power tolerance	0~+5 W	0~+5 W	0~+5 W	0~+5 W
Module efficiency	18.44 %	18.75 %	19.05 %	19.36 %
Maximum power voltage (Vmp)	32.93 V	33.15 V	33.48 V	33.69 V
Maximum power current (Imp)	9.11 A	9.20 A	9.26 A	9.35 A
Open circuit voltage (Voc)	39.70 V	39.94 V	40.15 V	40.39 V
Short circuit current (Isc)	9.50 A	9.58 A	9.67 A	9.75 A

*Standard Test Conditions: Irradiance: 1 000 W / m² • Cell temperature: 25°C • AM: 1.5

ELECTRICAL DATA AT NOCT*

Power output (Pmax)	223.69 W	227.42 W	231.14 W	234.87 W
Maximum power voltage (Vmp)	30.87 V	31.08 V	31.38 V	31.58 V
Maximum power current (Imp)	7.24 A	7.31 A	7.35 A	7.43 A
Open circuit voltage (Voc)	36.82 V	37.04 V	37.23 V	37.46 V
Short circuit current (Isc)	7.72 A	7.79 A	7.86 A	7.93 A

*Nominal Operating Cell Temperature: Irradiance: 800 W / m² • Ambient temperature: 20°C • AM: 1.5 • Wind speed: 1 m/s

TEMPERATURE CHARACTERISTICS

NOCT	45 °C ±2 °C
Temperature coefficient of Pmax	-0.41%/°C
Temperature coefficient of Voc	-0.31%/°C
Temperature coefficient of Isc	+0.06%/°C

MAXIMUM RATINGS

Operating temperature range	-45 °C ~+85 °C
Maximum system voltage	1500 V
Max series fuse rating	15 A
Max front load (e.g.: snow)	5 400 Pa
Max back load (e.g.: wind)	2 400 Pa

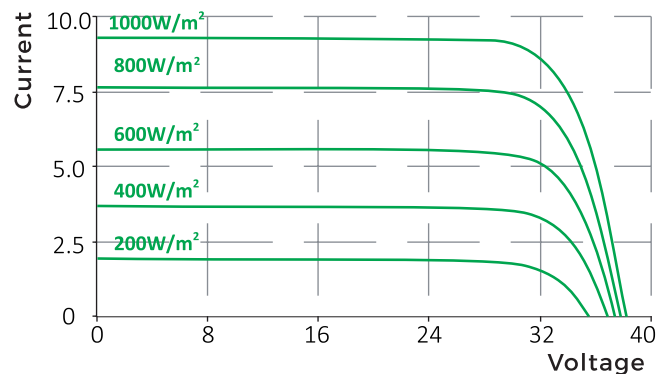
MECHANICAL CHARACTERISTICS

Cell type	Monocrystalline (156x156 mm)
Number of cells	60
Dimensions	1640x992x35mm
Weight	18.8 kg
Glass	3.2 mm tempered glass
Frame	Anodized aluminium alloy
Junction box	IP65 or IP67
Cable	0.9 m
Connector	MC4 or MC4 compatible

PACKAGING

Type	Pcs/ Type	Weight
Per pallet	30 pcs	594 kg
20ft GP Container	400 pcs	7.9 t
40ft GP Container	840 pcs	16.6 t
40ft HQ Container	924 pcs	18.3 t

I-V CURVES



ENGINEERING DRAWINGS (mm)

